



EliteSeller.com software overview

 elite seller

PricingContact usSign UpLog In

Outwit Your Competition


All-in-one Amazon seller software suite. Research, manage, and automate your entire Amazon business with ease.


★★★★★
Based on reviews on 


Get started today


Enter your email


Try for FreeSwitch or cancel anytime

 Unlimited Products

 Multiple Seller Accounts

 Multiple User Accounts

 Easy Transition

 elite seller

PricingContact usSign UpLog In


Customizable Dashboard

Tailor your dashboards to exactly what you need

Personalize your control panel. Add various tabs and widgets for all your business metrics. Everything is adjustable and can be adapted to your needs.

Elite Seller

OverviewPPCBest Sellers




Organic sales vs PPC sales

Profit
\$ 11,020.89
+\$4,827.28 (+98.8%)

Units sold
2,026
+32 (+0.28%)

Estimated sales
\$ 17,332.22
+\$1,843.53

PPC spend
\$ 4,820.21
-\$88.21 (-1.38%)

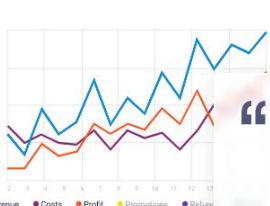


Revenue breakdown

● Sales ● Profit ● Amazon fees ● COGS

Sales Brakedown


REVENUE	\$79,029.93
PPC sales	\$7,753.43
Discount sales	\$1,854.43
Organic sales	\$71,432.32
COSTS	-\$52,032.23
Promotions	-\$209.43
PPC costs	-\$1,232.79
Amazon fees	-\$16,376.84
Storage fees	-\$2,499.32
Refunds	-\$3,632.56
COGS	-\$16,376.32




Sales Brakedown

RoAS
20.79%
+2.82%

Net Margin
2.93%
+0.19%

 I like how this dashboard is super customizable, and it allows me to share it with my team



Kyle Goguen
Founder of Pawstruck

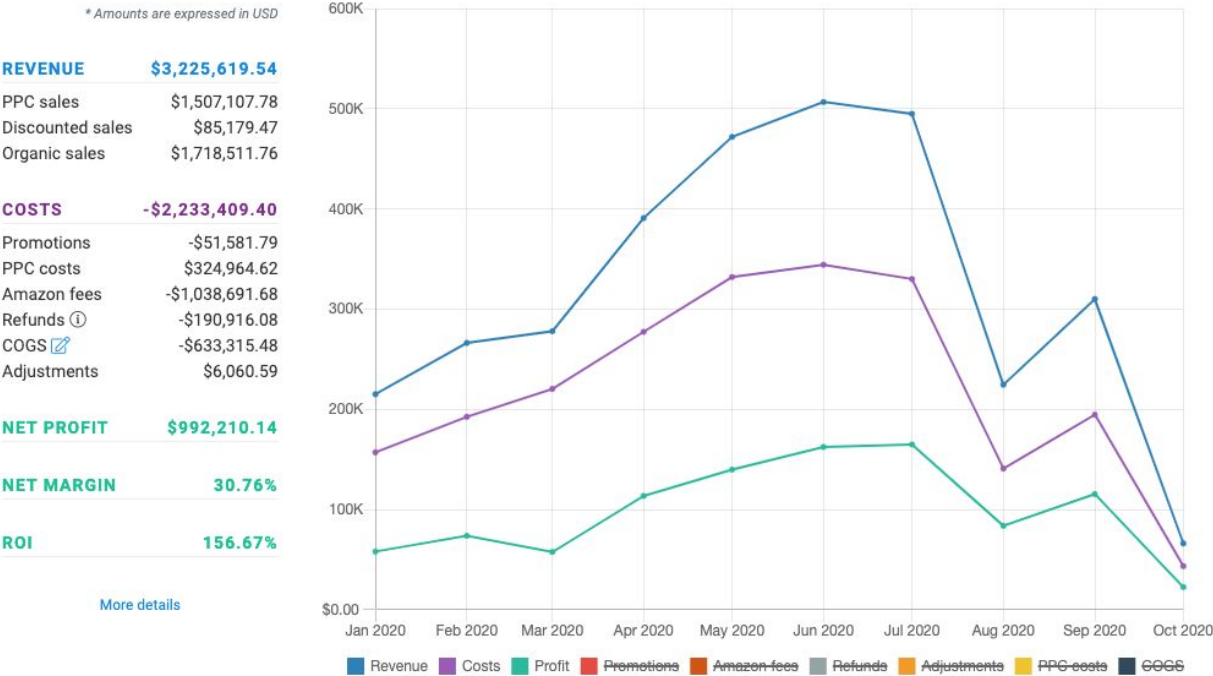
-  Greg Kowalczyk
-  What's New?
-  **Dashboard**
- Applications
 -  Customers
 -  Products
 -  Orders
 -  Appends
 -  Alerts
 -  Keyword Tracker
 -  Keywords
 -  Reverse ASIN+
 -  ASIN Spy
 -  Gift Cards
 -  Landing Pages
 -  Email Automation
 -  Review Requester

Review Requester

[More details](#)

Dashboard

Sales Breakdown



Total Estimated Sales

\$3,225,619.54
\$1,554,725.36
+\$1,670,894.18 (+107.47%)



Costs

-\$2,233,409.40
-\$1,051,791.22
-\$1,181,618.18 (+112.34%)



Profit

\$992,210.14
\$502,934.14
+\$489,276.00 (+97.28%)



Net margin (%)

30.76%
32.35%
-1.59% (-4.91%)



Units Sold

124,695
85,181
+39,514 (+46.39%)



Orders Created

112,992
76,195
+36,797 (+48.29%)



ACoS

21.56%
31.12%
-9.56% (-30.72%)



TACoS

10.07%
6.23%
+3.85% (+61.74%)



Dashboard widgets - customization

Edit widget Highest Margin Products

You are about to edit the widget **Highest Margin Products**.

Title

Highest Margin Products

Seller account(s)

Select seller account(s)

Time range

Select time range

ASINs Displayed

(Leave empty for no li

☒ Display ASINs grouped per parent

By default ASINs are grouped by parent. If you uncheck the box above, parent ASINs will be hidden.

Columns

Name	Visible	Sort	Name	Visible	Sort	Name	Visible	Sort
ASIN	<input checked="" type="checkbox"/>	NONE	Title	<input type="checkbox"/>	NONE	Parent ASIN	<input type="checkbox"/>	NONE
SKU	<input checked="" type="checkbox"/>	NONE	Store Name	<input checked="" type="checkbox"/>	HIGH	Image	<input checked="" type="checkbox"/>	
Units	<input type="checkbox"/>	NONE	Sessions	<input type="checkbox"/>	NONE	Sessions Percentage	<input type="checkbox"/>	NONE
BuyBox Percentage	<input type="checkbox"/>	NONE	Page Views	<input type="checkbox"/>	NONE	Revenue	<input checked="" type="checkbox"/>	NONE
Costs	<input checked="" type="checkbox"/>	NONE	Profit	<input checked="" type="checkbox"/>	NONE	Margin	<input checked="" type="checkbox"/>	NONE
PPC Sales	<input checked="" type="checkbox"/>	NONE	Discounted Sales	<input checked="" type="checkbox"/>	NONE	Organic Sales	<input checked="" type="checkbox"/>	NONE
Promotions	<input checked="" type="checkbox"/>	NONE	PPC Costs	<input checked="" type="checkbox"/>	NONE	Amazon Fees	<input checked="" type="checkbox"/>	NONE
Refunds	<input checked="" type="checkbox"/>	NONE	COGS	<input checked="" type="checkbox"/>	NONE			

REVENUE		\$3,225,780.32
Sales	Order	\$3,225,780.32
FEES		-\$1,038,785.04
Commission	Order	-\$502,344.67
FBA Per Unit Fulfillment Fee	Order	-\$506,076.17
ShippingHB	Order	-\$8.23
Commission	Refund	\$29,634.60
FBAInboundTransportationFee	Account	-\$5,448.77
FBA Storage Fee	Account	-\$14,708.73
Subscription	Account	-\$1,382.86
FBA Removal Fee	Account	-\$611.01
FBA Long Term Storage Fee	Account	-\$2,490.86
FBA Disposal Fee	Account	-\$233.59
FBA International Inbound Freight Tax And Duty	Account	-\$16,679.40
FBA International Inbound Freight Fee	Account	-\$12,720.60
PaidServicesFee	Account	-\$3,921.12
FBAPerOrderFulfillmentFee	Order	-\$4.00
Sales Tax Collection Fee	Order	-\$846.61
FBA Inbound Shipment Carton Level Info Fee	Account	-\$770.20
LabelingFee	Account	-\$130.63
FBA Customer Return Per Unit Fee	Order	-\$44.62
PROMOTIONS		-\$51,618.00
Coupons	Order	-\$53,335.06
Coupons	Refund	\$1,717.09
TAX		\$38,472.32
Sales Tax	Order	\$181,289.18
Shipping Tax	Order	\$986.87
GiftWrapTax	Order	\$116.20
Marketplace Facilitator Sales Tax	Order	-\$143,321.65
Marketplace Facilitator Shipping Tax	Order	-\$482.42
Marketplace Facilitator Other Tax	Order	-\$89.84
LowValueGoodsTax-Principal	Order	-\$17.86
LowValueGoodsTax-Shipping	Order	-\$8.09
SHIPPING		\$26,779.38
ShippingChargeback	Order	-\$21,803.37
ShippingCharge	Order	\$48,762.01
ShippingCharge	Refund	-\$1,716.80
ShippingChargeback	Refund	\$1,037.49
GIFTWRAP		-\$49.46
GiftWrap	Order	\$2,575.93
GiftwrapChargeback	Order	-\$2,625.93
GiftWrap	Refund	-\$30.57
GiftwrapChargeback	Refund	\$31.11
REFUNDS		-\$190,966.57
Sales	Refund	-\$190,780.63
Goodwill	Refund	-\$185.88
ADJUSTMENTS		\$6,060.59
Warehouse Damage	Account	\$4,034.27
Clawback	Account	-\$2,513.33
Warehouse Lost	Account	\$1,148.54
Warehouse Lost Manual	Account	\$2,910.93
Missing From Inbound	Account	\$6,687.37
Incorrect Fee Items	Account	\$167.67
NonSubscriptionFeeAdj	Account	-\$6,718.00
MULTICHANNEL_ORDER_LOST	Account	\$160.48
AZZGuaranteeRecovery	Account	\$19.81
MULTICHANNEL_ORDER_DAMAGED	Account	\$20.72
PREPFEES_REFUND	Account	\$1.28
INCORRECT_FEES_NON_ITEMIZED	Account	\$140.95
COGS		-\$633,355.46
ADVERTISING COSTS		-\$324,984.83
Sponsored Products	Account	-\$276,081.17
Sponsored Brands	Account	-\$41,418.13
Sponsored Brands (video)	Account	-\$6,082.13
Sponsored Display	Account	-\$1,402.61
TOTAL COSTS		-\$2,233,648.30
PROFIT		\$992,132.33
NET MARGIN		30.76%

Dashboard widgets - customization

Add widget to tab

3

AllSingle metric chartSingle metric cardMetrics comparisonListGeneric

Search widgets

Account Based One Metric Chart

Widget to create an account based chart (only 1 metric)

Add to tab

Account Based Three Metrics Chart

Widget to create an account based chart (up to 3 metrics)

Add to tab

Account Based Two Metrics Chart

Widget to create an account based chart (up to 2 metrics)

Add to tab

ACoS

Advertising Cost of Sales = (Total Ad Spend / PPC Sales) * 100

Add to tab

Av CPC

Average Cost-per-Click

Add to tab

Av SP CPC

Average Cost-per-Click attributed to Sponsored Products

Add to tab

Average Order Value

AOV is calculated by dividing sales revenue by number of orders

Add to tab

COGS

Cost of Goods Sold

Add to tab

ACoS vs TACoS

Advertising Cost of Sales vs Advertising Cost relative to Total Sales

Add to tab

Av CPC

Average Cost-per-Click

Add to tab

Av SP CPC

Average Cost-per-Click attributed to Sponsored Products

Add to tab

Average Order Value

AOV is calculated by dividing sales revenue by number of orders

Add to tab

COGS

Cost of Goods Sold

Add to tab

Amazon Fees

Amazon fees = Referral fees + FBA fees

Add to tab

Av HSA CPC

Average Cost-per-Click attributed to Sponsored Brands

Add to tab

Average CLTV

Average Lifetime Value of a Customer

Add to tab

Average Units per Order

Average number of units purchased per order

Add to tab

Conversion Rate

Order Item Session Percentage: (Ordered Items / Sessions) * 100

Add to tab

ACoS

Advertising Cost of Sales = (Total Ad Spend / PPC Sales) * 100

Add to tab

Amazon Fees

Amazon fees = Referral fees + FBA fees

Add to tab

Av HSA CPC

Average Cost-per-Click attributed to Sponsored Brands

Add to tab

Average CLTV

Average Lifetime Value of a Customer

Add to tab

Average Units per Order

Average number of units purchased per order

Add to tab

Conversion Rate

Order Item Session Percentage: (Ordered Items / Sessions) * 100

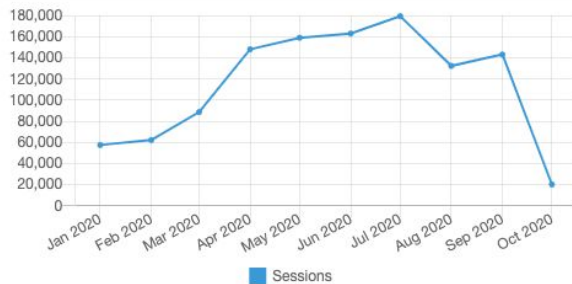
Add to tab

Dashboard

Profit chart



Sessions



PPC Spend

\$324,964.62

\$96,843.23

+\$228,121.39 (+235.56%)



RoAS

463.78%

321.30%

+142.48% (+44.35%)



Organic Sales

\$1,718,511.76

\$1,243,571.13

+\$474,940.63 (+38.19%)



PPC Sales

\$1,507,107.78

\$311,154.23

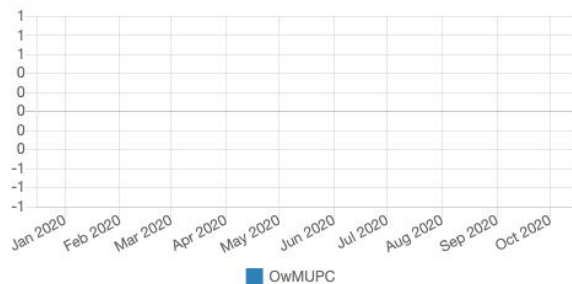
+\$1,195,953.55 (+384.36%)



Organic Sales vs PPC Sales



Orders with MU Promo Codes



Sessions

1,154,123

183,160

+970,963 (+530.12%)



Conversions

23.49%

43.24%

-19.75% (-45.67%)



Sales with Promotions

\$85,179.47

\$94,602.26

-\$9,422.79 (-9.96%)



SponsoredProducts CTR

0.42%

0.27%

+0.15% (+54.65%)

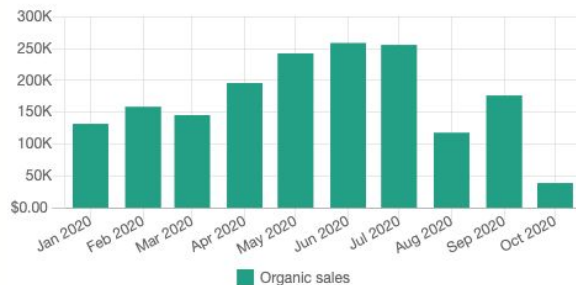


Dashboard

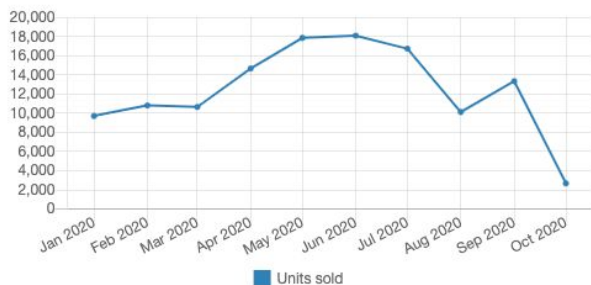
Organic Sales vs PPC Sales



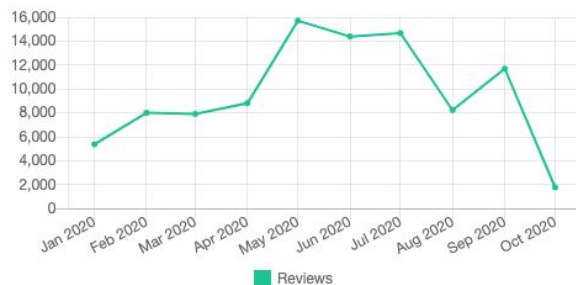
Organic Sales



Units Sold



Reviews Requested



Orders shipped



Conversion Rate (CVR)



Sessions

1,154,123
183,160
+970,963 (+530.12%)



Conversions

23.49%
43.24%
-19.75% (-45.67%)



Sales with Promotions

\$85,179.47
\$94,602.26
-\$9,422.79 (-9.96%)



Sponsored Products CTR

0.42%
0.27%
+0.15% (+54.65%)



Promotions

-\$51,581.79
-\$53,876.17
+\$2,294.38 (-4.26%)



Repeat Customers

13,462
9,282
+4,180 (+45.03%)



Sales with Promotions

\$85,179.47
\$94,602.26
-\$9,422.79 (-9.96%)



Reimbursements



Organic Sales vs PPC Sales



Keyword Tracker

My products Autotracker feed Other products Paused products Watchlist

Quick tip: use Shift + Mouse wheel to scroll horizontally

Show 100 entries Export Column visibility Reset

Seller account		Product				Est. clicks Today	Clicks change Yesterday	Clicks change 7 days ago	Clicks change 30 days ago	BSR	BSR change 7 days	BSR trend	
						20,380	+1,928 [+10%] Clicks: 18,452	+4,897 [+32%] Clicks: 15,483	-12,062 [-37%] Clicks: 32,442	787 Sports & Outdoors	N/A		
						18,937	+3,358 [+22%] Clicks: 15,579	+8,161 [+76%] Clicks: 10,776	-6,974 [-27%] Clicks: 25,911	787 Sports & Outdoors	N/A		
						18,493	-1,867 [-9%] Clicks: 20,360	+696 [+4%] Clicks: 17,797	-15,487 [-46%] Clicks: 33,980	533 Sports & Outdoors	N/A		
Est. clicks	Click share	Est search volume	Organic rank Today	Rank change Yesterday	Rank change 7 days ago	Rank change 30 days ago	Rank trend	Sponsored rank	Page Today	Page change Yesterday	Page change 7 days	Page change 30 days	Competition
1,627	7.98%	7,366	1	+1 [+50%] Rank: 2	+1 [+50%] Rank: 2	- Rank: 1		2	1	- Page: 1	- Page: 1	- Page: 1	
1,486	7.29%	6,910	2	+2 [+50%] Rank: 4	+2 [+50%] Rank: 4	-1 [-100%] Rank: 1		3	1	- Page: 1	- Page: 1	- Page: 1	
1,152	5.65%	2,304	1	+2 [+67%] Rank: 3	- Rank: 1	+36 [+97%] Rank: 37		1	1	- Page: 1	- Page: 1	- Page: 1	

Keywords miner

Greg Kowalczyk

What's New?

Dashboard

Applications

Customers

Products

Orders

Appends

Alerts

Keyword Tracker

Keywords

Reverse ASIN+

ASIN Spy

Gift Cards

Landing Pages

Email Automation

Review Requester

Integrations

Manychat

Keywords / Search

Greg Kowalczyk | Searches: 98 / 100000

Choose the marketplace and enter a keyword

United States

garlic press



496 keyword(s) found for garlic press

Export Keywords

Word count



Show phrases that contain

Exact

Exclude phrases that contain

Zero Broad Search Volume

Hide 0 search volume

Exact Search volume between

Min value

Max value

Broad Search volume between

Min value

Max value

Competing between

Min value

Max value

Dominant category

All categories

Quick tip: use Shift + Mouse wheel to scroll horizontally

Show 25 entries Column visibility Reset

Phrase	Search Freq.	Exact search volume	Broad search volume	Competing products	Dominant category	Average price	Average reviews	Rating	#
garlic press	2,906	43,635	60,653	739	Kitchen & Dining	\$13.55	1135	4.2	E
garlic press stainless steel	43,272	4,620	8,640	565	N/A	\$14.06	2,049	4.5	E
garlic press rocker	80,505	2,547	7,641	204	Kitchen & Dining	\$11.47	486	3.8	E
stainless steel garlic press	170,306	1,205	1,338	1,000	Kitchen & Dining	\$13.36	340	3.7	E

Reverse ASIN+

Greg Kowalczyk

What's New?

Dashboard

Applications

Customers

Products

Orders

Appends

Alerts

Keyword Tracker

Keywords

Reverse ASIN+

ASIN Spy

Gift Cards

Landing Pages

Reverse ASIN+ / Research

Greg Kowalczyk | Searches: 86 / 1000000

dipper caddy

16 ASINs

B01LZ2QE21, B07X2TJH8Q, B077TT5RC7, B075XQ2XZ2, B08BLJYZDD, B08C34KN37, B07Z6R4JLD, B085Y7HD

Marketplace

United States

Maximum Rank

300

Minimum Relevancy (%)

0

Clear Data

Copy Keywords To Clipboard

Export Data

Quick tip: use Shift + Mouse wheel to scroll horizontally

Show 50 entries

Keyword	Relevancy	Exact Search Volume	Broad Search Volume	Competing Products	Average Price	Average Review	Average Stars	B077TT5RC7 [54.24%]
diaper organizer	100%	9,518	17,038	2,000	\$19.76	604	4.4	
large diaper caddy	100%	607	1,821	582	\$21.25	419	4.7	
diaper organizer caddy	100%	413	500	649	\$20.68	484	4.4	

Keyword	B077TT5RC7 [54.24%]	B01LZ2QE21 [50.85%]	B07X2TJH8Q [32.42%]	B075XQ2XZ2 [25.79%]	B079M32BXX [24.91%]	B07RM2DGD6 [20.85%]	B07XK85
diaper organizer	9th	10th	2nd	7th	66th	3rd	
large diaper caddy	25th	6th	2nd	44th	29th	18th	
diaper organizer caddy	2nd	7th	3rd	5th	23th	10th	

Orders



What's New?

Dashboard

Applications

Customers

Products

Orders

Appends

Alerts

Keyword Tracker

Keywords

Reverse ASIN+

ASIN Spy

Gift Cards

Landing Pages

Email Automation

Review Requester

Integrations

Manychat

All

Refunded

Watchlist

Order ID



Search

Quick tip: use Shift + Mouse wheel to scroll horizontally

Show

100

entries

Export

Column visibility

Reset

		Seller account	Status	Order ID	Amount	Discount	Fulfillment	Items shipped	Customer name	City	↑ State / province	Country	D
					\$22.57	\$0.00	FBA	1	Jennifer Desloges	Abbotsford	BRITISH COLUMBIA	CA	S
					\$67.71	\$0.00	FBA	3	Jennifer Desloges	Abbotsford	BRITISH COLUMBIA	CA	S
					\$22.57	\$0.00	FBA	1	Brittany Whyte	Abbotsford	BRITISH COLUMBIA	CA	O
					\$22.57	\$0.00	FBA	1	Brittany Whyte	Abbotsford	BRITISH COLUMBIA	CA	O
					\$99.99	\$0.00	FBA	1	Brett Teague	Abilene	TX	US	O
					\$14.81	\$0.00	FBA	1	N/A	Accident	MD	US	O
					\$38.64	\$0.00	FBA	3	Angela	Afton	VA	US	O
					\$90.30	\$0.00	FBA	1	Hayley	Ailsa Craig	ONTARIO	CA	S

Product module

From To

Product Cost COGS: \$ 2.48

From To

Product Cost COGS: \$ 3.61








Today Yesterday Last 7 days Last 14 days Last 30 days All time Watchlist

① Quick tip: use Shift + Mouse wheel to scroll horizontally

+ Add new

Save

et

Seller account				Product	Status	COGS	Rating	Sales trend last 2 weeks	Units yesterday	Sales yesterday	Avg Sales 7d 7 days	Avg Sales 14d 14 days	Avg Sales 30d 30 days	Avg Daily Velocity Units	Profit yesterday	Mi yest
+	👁️	🔍	🔒			\$0.00 \$5.00	★★★★★ 4.50 5,335 Reviews		163	\$2,493.65	\$2,601.00	\$2,677.45	\$2,876.71	179	\$887.78	
+	👁️	🔍	🔒			\$0.00 \$3.32	★★★★★ 4.80 7 Reviews		30	\$474.30	\$196.00	\$187.39	\$190.86	13	\$87.47	
+	👁️	🔍	🔒			\$3.94 \$4.25	★★★★★ 4.30 2,390 Reviews		27	\$359.76	\$358.00	\$256.49	\$227.37	22	\$75.94	
+	👁️	🔍	🔒			\$2.70	★★★★★ 4.40 13 Reviews		7	\$117.67	\$96.00	\$181.31	\$171.66	9	\$-36.29	
+	👁️	🔍	🔒			\$0.00 \$4.25	★★★★★ 4.20 107 Reviews		8	\$101.62	\$112.00	\$86.20	\$60.87	6	\$10.78	
+	👁️	🔍	🔒			\$0.00 \$8.90	★★★★★ 4.30 840 Reviews		6	\$95.86	\$123.00	\$94.35	\$88.37	7	\$-7.82	
+	👁️	🔍	🔒			\$0.00 \$3.20	★★★★★ 4.30 1,787 Reviews		20	\$278.68	\$425.00	\$374.35	\$371.74	21	\$120.61	

Account Alerts

+ Add ASIN(s)

Search by name, ASIN or SKU...

Q

Products

Notification channels

Logs

Quick tip: use Shift + Mouse wheel to scroll horizontally

Show

25

entries

Seller Account	ASIN	Title	Description	Bullet Points	Images	BuyBox	Hijacker	Review drop	Rating drop	Suppression	Amazon Choice	BSR Badge	Large Order	Product Dimensions	Feedback	Questions	Bad Review on Page	Category	Low Stock	Out Of Stock	Bad Review
									4.2				10		3		3		100		3
									4.4				10		3		3		100		3
									4.5				10		3		3		100		3
									4.2				10		3		3		100		3

ASIN Spy

Choose the marketplace and enter an ASIN

 United States

Add ASIN...



















+

① Quick tip: use Shift + Mouse wheel to scroll horizontally

Show

50

entries

Product	Marketplace	ASIN	Units 30 days	Sales 30 days	Price
			9,848 328.28 / day	\$98,385.30 \$3,279.51 / day	\$9.99
			121 4.03 / day	\$4,711.80 \$157.06 / day	\$38.97
			3,740 124.68 / day	\$52,326.60 \$1,744.22 / day	\$13.99
			1,088 36.27 / day	\$14,787.60 \$492.92 / day	\$13.59
			34,439 1,147.96 / day	\$550,677.00 \$18,355.90 / day	\$15.99
			959 31.98 / day	\$15,342.30 \$511.41 / day	\$15.99

Gift Cards

Manually Send Gift Card



Here you can manually send out a gift card to anyone. They will be automatically notified by email.

Funding Source

My Main Wallet - \$179.89



Target Country

United States



Recipient Name



xxx

Recipient Email



1234@123.com

Amount

\$

25



A 3% platform fee will be charged for creating the gift card.

Total cost : \$25.75

Send Rebate

Landing Pages

What is your experience with our Product?

Share your experience with our product for your 15% Amazon Discount Promo Code for your next purchase!

No Shipping Charges. No Hidden Fees. No Credit Card Required.

Please Enter Your Amazon Order ID Below to verify the purchase:

*Conditions Apply: Limited to one discount per Amazon account and household

You can find your Order-ID in the My Orders section of your Amazon account.

VERIFY

Sign up for our complimentary Lifetime Warranty

We believe in our quality so much so that we are delighted to provide a lifetime guarantee on all of our products!

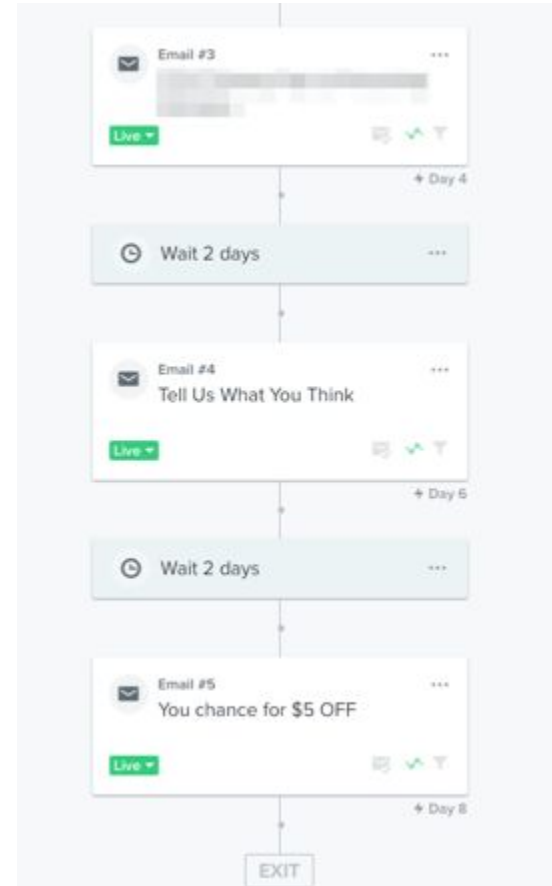
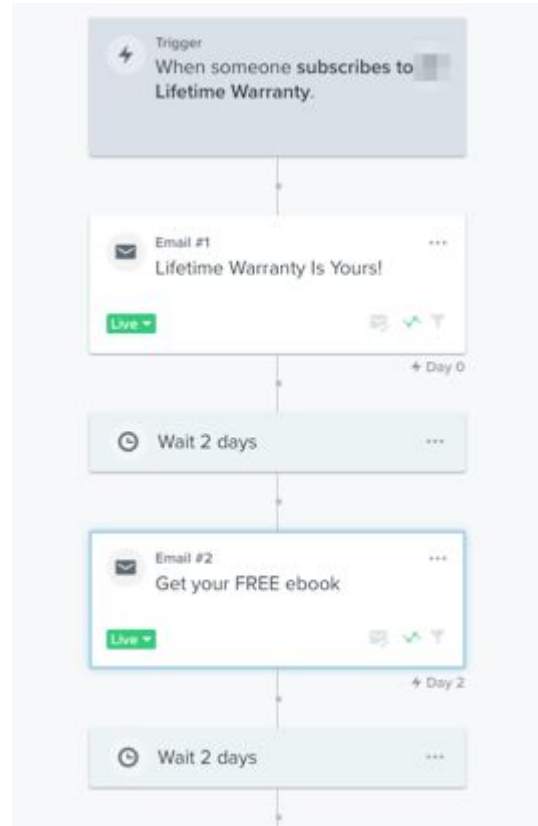
Please Enter Your Amazon Order ID Below to verify the purchase:

<input type="text"/>	Verify
----------------------	---------------

Note: You can find your Order-ID in the My Orders section of your Amazon account.

Landing Pages +

Email flows sent By Klaviyo



Email Automation

[Campaigns](#)[Automations](#)[Statistics](#)[Templates](#)[Product Short Titles](#)[Customer Segment emails](#)

Filter prebuild type

[All](#)[General](#)[Product Info](#)[Reviews](#)

Type: General

Refund Email Template

[View Template](#)[Select](#)

Type: General

Customer Follow Up

[View Template](#)[Select](#)

Type: General

Order Return Template

[View Template](#)[Select](#)

Type: General

Arrived Product Check

[View Template](#)[Select](#)

Type: General

Follow-Up Email Template

[View Template](#)[Select](#)

Type: General

Delivered Email Template

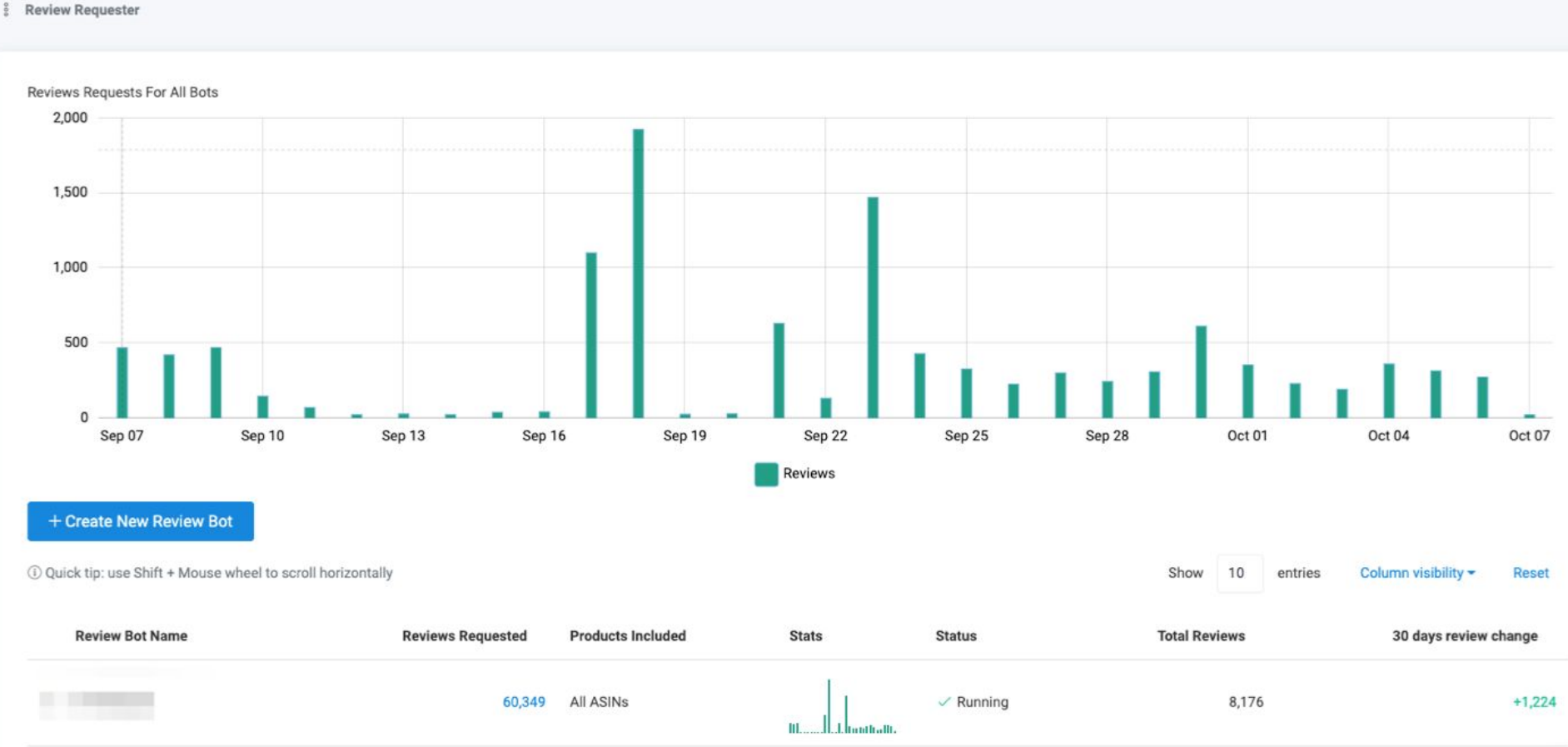
[View Template](#)[Select](#)

Type: General

Shipped Email Template

[View Template](#)[Select](#)

Review requester automation



Review requester automation

Review Requester / Edit Review Bot

Review bot title

123

Repeat buyers

Include/Exclude Repeat buyers

All buyers

Exclude refunded orders

Do not include refunded orders



Feedback limitation

Only include orders that have left a feedback.



Delay ①

Wait a number of days after delivery before a review is requested.

6

Products

Limit the bot to certain ASINS, leaving this empty selects all ASINS.

All ASINs Selected

ManyChat Integration

Basic **Rebate** Keywords Images Funding Install

Price & Rebate

List price	\$	17.81
Rebate Amount	\$	16.03
Price after rebate	\$	1.78
Rebates per Day	#	3
Include taxes	<input checked="" type="checkbox"/>	
Bonus ?	\$	0.00

Duration & Scheduling

Start ?	Aug 28, 2020
To ?	Sep 13, 2020
Reset hour ?	7 pm PST

One deal per customer ? ☒

Campaign started on Aug 28, 2020

Campaign will last for 0 day(s)

Rebate limit will reset at 7 pm PST

Total Rebates: 0

Estimated Cost

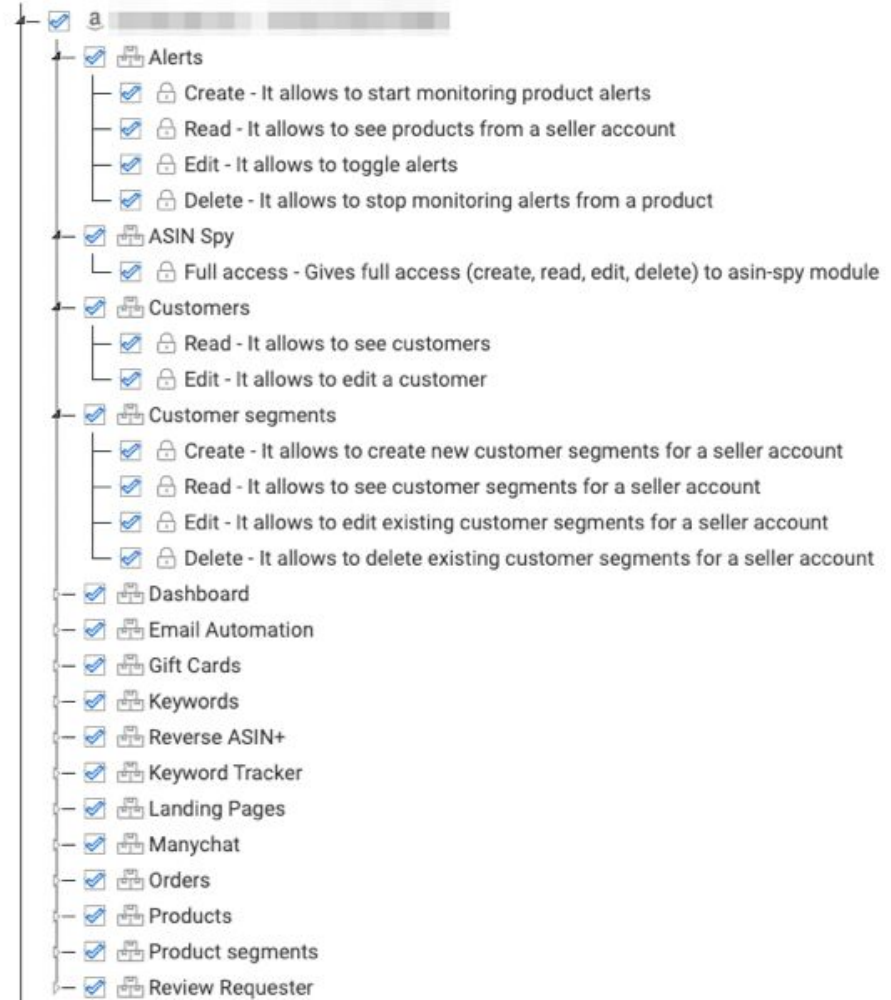
**All the numbers are in US Dollars.*

List Price ?	\$17.81
Deal Price ?	\$1.78
Rebate Amount ?	\$16.03
Rebate Bonus ?	\$0.00
Rebate Without Tax ?	\$16.03
Avg. Tax Per Rebate 5.09% ?	\$0.82
Total Rebate Amount ?	\$16.85
Rebates per Day ?	3
Subtotal ?	\$50.54
Platform Commission 3% ?	\$1.52
Total per Day ?	\$52.05
Days ?	0
Total Campaign ?	\$0.00

Accounts permissions

- Employees
- Partners
- Customers
- etc

Permissions



Customer Segmentation

Seller account

Select seller account

The seller account is required.

Segment name

Customers who received discounts more than 50%

Definition

The definition of a segment allows you to select customers matching only certain conditions. By default, all your customers are included in a new segment. We offer you a multitude of parameters to filter your customers.

Remove Filters

Filters Help

AND

OR

Latest purchase date

equal

Oct 07, 2020

Delete

Discount received (%)

equal

50

Delete

Add AND condition

Add OR condition

Delete AND condition

OR

ASINs

in

No ASINs selected

Delete

Add AND condition

Add OR condition

Delete AND condition

Product segmentation

Product Segments / Create

Seller account

Segment name

Definition

The definition of a segment allows you to select products matching only certain conditions. By default, all your products are included in a new segment. We offer you a multitude of parameters to filter your products.

Remove Filters

AND

0 product(s) [Add group](#)

OR

[Add rule](#) [Delete](#)

Sales 30 days

greater or equal

19.99

[Delete](#)

ASIN

equal

ASIN

[Delete](#)

OR

[Add rule](#) [Delete](#)

Current inventory

less

100

[Delete](#)

Create Product Segment

20% coupon code

ECOMMVIP20%

ECOMMVIP20%
✓ Applied
Remove

Agency
Special

Custom

Agencies have a special treatment and can customize the account to their specific needs

Contact us

Elite Seller
Made for enterprise-level sellers

~~\$597~~
\$477
/MONTH

20 Seller Accounts ⓘ
25 Collaborators ⓘ

Get Started
[Request a Demo](#)

BEST VALUE
Pro Seller
Perfect for scaling your business

~~\$297~~
\$237
/MONTH

7 Seller Accounts ⓘ
10 Collaborators ⓘ

Get Started

Newbie Seller
Must-have if you are just starting

~~\$97~~
\$77
/MONTH

1 Seller Account ⓘ
2 Collaborators ⓘ

Start 14 Days Trial

✓ Custom Dashboards ⓘ

✓ Keyword Tracker ⓘ

✓ Reverse ASIN+ ⓘ

✓ Email Automation ⓘ

✓ Alerts ⓘ

✓ Manychat ⓘ

✓ Review Requester ⓘ

✓ Keywords ⓘ

✓ Product Manager ⓘ

✓ Order Manager ⓘ

✓ Customer Manager ⓘ

✓ ASIN Spy ⓘ

✓ Landing Pages ⓘ

✓ Customer Segments ⓘ

✓ Product Segments ⓘ

✓ Custom Dashboards ⓘ

✓ Keyword Tracker ⓘ

✓ Reverse ASIN+ ⓘ

✓ Email Automation ⓘ

✓ Alerts ⓘ

✓ Manychat ⓘ

✓ Review Requester ⓘ

✓ Keywords ⓘ

✓ Product Manager ⓘ

✓ Order Manager ⓘ

✓ Customer Manager ⓘ

✓ ASIN Spy ⓘ

✓ Landing Pages ⓘ

✓ Customer Segments ⓘ

✓ Product Segments ⓘ

✓ Custom Dashboards ⓘ

✓ Keyword Tracker ⓘ

✓ Reverse ASIN+ ⓘ

✓ Email Automation ⓘ

✓ Alerts ⓘ

✓ Manychat ⓘ

✓ Review Requester ⓘ

✓ Keywords ⓘ

✓ Product Manager ⓘ

✓ Order Manager ⓘ

✓ Customer Manager ⓘ